



# PsycINFO



## Search Guide



## Searching PSYCINFO (via Ovid)

PsychINFO is an international bibliographic database of psychology, which indexes journals from 1806 to the present. All areas of psychology are covered, as well as the psychological aspects of related disciplines such as medicine, nursing, pharmacology, education, sociology and physiology.

### Searching the database

#### 1. Developing a Search Strategy

Before you begin searching you will need to develop a search strategy. This involves analysing the search topic and identifying the main concepts. Each concept may then have a number of different search terms which can describe that concept.

**Example Search Topic:** Effect of marijuana on schizophrenia.

Looking at the example search topic, the main concepts are: “Marijuana” and “Schizophrenia”. You can sometimes have several search terms for a concept, ie: synonyms or alternative descriptions. In this example, the concept of “Marijuana” has 3 possible search terms: Marijuana, Marijuana usage and Cannabis, as outlined in the table below.

**Example of Concepts & Search Terms:**

	<b>Concept 1</b>	<b>Concept 2</b>
	<b>SCHIZOPHRENIA</b>	<b>MARIJUANA</b>
<b>Search Term</b>	Schizophrenia	Marijuana
<b>Search Term</b>		Marijuana Usage
<b>Search Term</b>		Cannabis

#### 2. Database Search Options

There are two main ways of searching databases: **subject heading search** or **keyword search**.

- ❖ **Subject heading searching** allows you to find articles on a particular subject without having to search for every possible phrase or word that an author may have used to describe that subject. It will usually get you fewer but **more relevant results**, than the keyword option.
- ❖ **Keyword searching** is looking for a word or phrase appearing within a citation. You will usually retrieve lots of results, but they may include a lot of **irrelevant hits**. You also need to think of different terms and spelling that the author may have used to describe that topic, example: smoke, smokes, smokers, smoking, smoked, tobacco. (Keyword searching is described on page 12).

#### 3. Access PsycINFO via Ovid

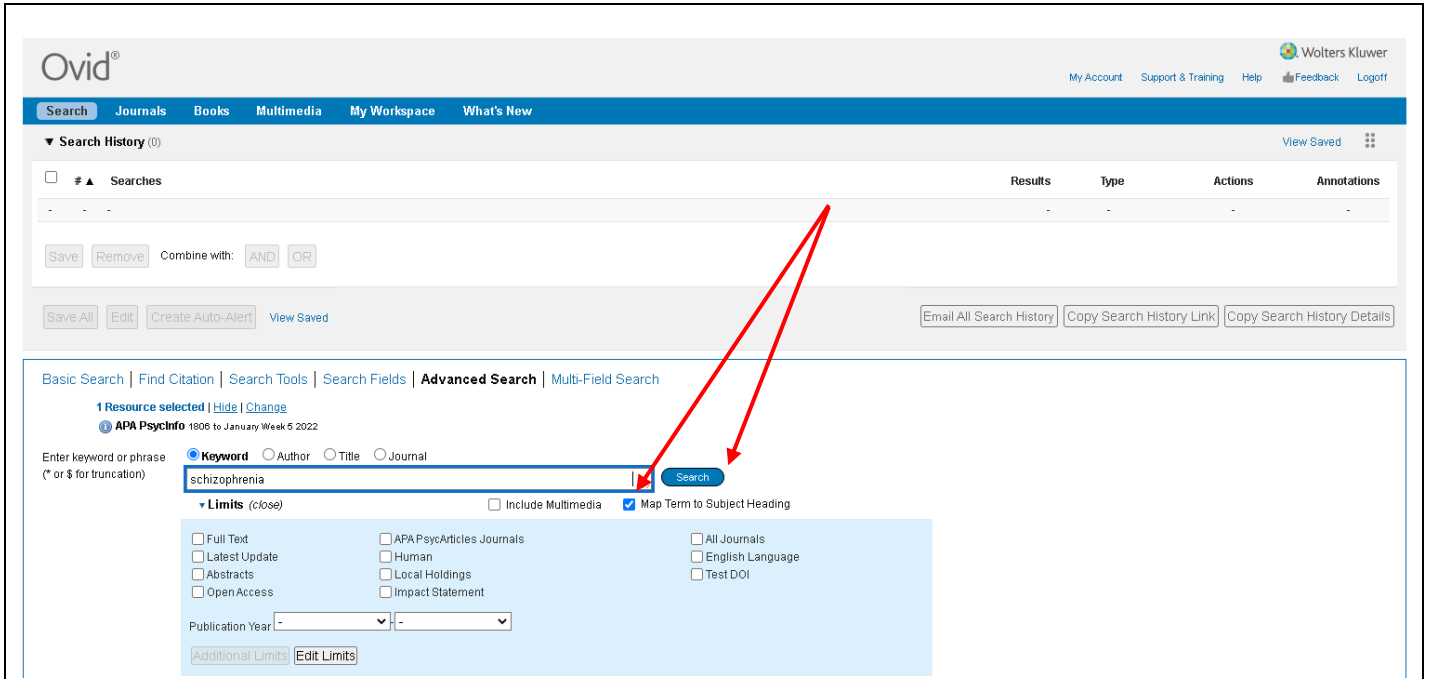
Open the Library's Website at <http://www.alfredlibrary.org>

Go to the Resources page and click on the **PsycINFO (Ovid)** link, under “Databases”.

**NB: For University staff and students, access to PsycINFO may also be available via your University Library's website.**

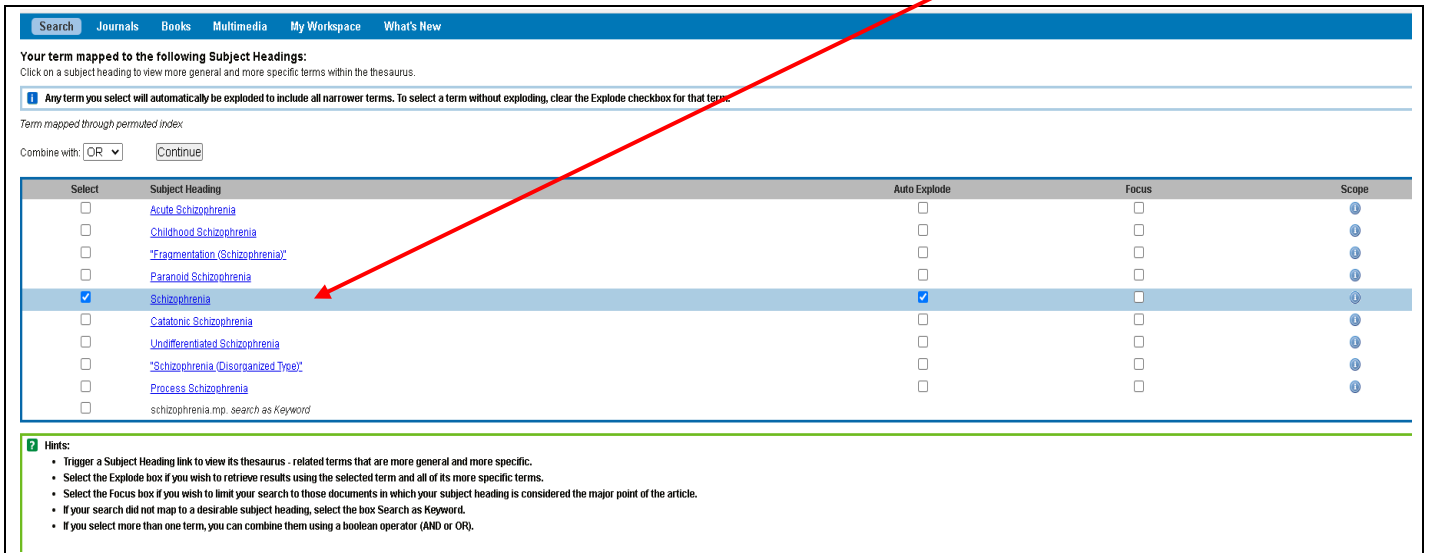
#### 4. Type your first search term (Schizophrenia) into the search box, then click on the search button.

Notice that the “Map Term To Subject Heading” box is ticked, so you are doing a SUBJECT HEADING search. This will map the term **schizophrenia** to the subject headings within the database.



#### 5. Select a subject heading from those suggested.

Notice that “Schizophrenia” is in blue writing, which denotes it as a subject heading from the thesaurus. Please note: If there is no exact match, a list of possible subjects will appear. If this occurs, select the most appropriate one.



- ❖ The **Explode** option means that you will search on this subject, plus any more specific subject terms from the thesaurus.
- ❖ The **Focus** option allows you to retrieve only those articles where this subject heading is the major focus of the article. If you wish, you can select both Explode and Focus.

#### 6. Click on the button

## 7. Now you have a set of results for Schizophrenia.

The screenshot shows the Ovid search interface. At the top, there are navigation tabs: Search, Journals, Books, Multimedia, My Workspace, and What's New. The user is logged in as 'Wolters Kluwer'. Below the navigation, there is a 'Search History (1)' section. A red arrow points to the search entry '1 exp Schizophrenia/' which has 95215 results. Below the search history, there are buttons for 'Save', 'Remove', 'Combine with: AND OR', 'Save All', 'Edit', 'Create RSS', 'Create Auto-Alert', and 'View Saved'. At the bottom, there are buttons for 'Email All Search History', 'Copy Search History Link', and 'Copy Search History Details'. The main search area below shows '1 Resource selected | Hide | Change' and 'APA Psycinfo 1806 to January Week 5 2022'. The search criteria are set to 'Keyword' with a search box containing 'exp Schizophrenia/'. There are various limit options like 'Full Text', 'Latest Update', 'Abstracts', 'Open Access', 'Include Multimedia', and 'Map Term to Subject Heading'.

## 8. You can now enter your next search term (Marijuana) into the search box and repeat steps 5 and 6. You will then have results for Marijuana added to the Search History.

The screenshot shows the Ovid search interface after a second search. The 'Search History (2)' section now contains two entries: '1 exp Schizophrenia/' with 95215 results and '2 exp Marijuana/' with 3713 results. The search criteria in the main area are still set to 'Keyword' with an empty search box. The limit options are the same as in the previous screenshot.

## 9. You can now enter your next search term (Marijuana Usage) into the search box and repeat steps 5 and 6. You will then have results for Marijuana Usage added to the Search History.

**Search History (3)**

#	Searches	Results	Type	Actions	Annotations
1	exp Schizophrenia/	95215	Advanced	<a href="#">Display Results</a> <a href="#">More</a>	
2	exp Marijuana/	3713	Advanced	<a href="#">Display Results</a> <a href="#">More</a>	
3	exp Marijuana Usage/	3229	Advanced	<a href="#">Display Results</a> <a href="#">More</a>	

Save Remove Combine with: AND OR

Save All Edit Create RSS Create Auto-Alert View Saved

Email All Search History Copy Search History Link Copy Search History Details

Basic Search | Find Citation | Search Tools | Search Fields | **Advanced Search** | Multi-Field Search

1 Resource selected | [Hide](#) | [Change](#)

APA PsycInfo 1806 to January Week 5 2022

Enter keyword or phrase (\* or \$ for truncation)

Keyword  Author  Title  Journal

Search

**Limits (close)**  Include Multimedia  Map Term to Subject Heading

Full Text  APA PsycArticles Journals  All Journals  
 Latest Update  Human  English Language  
 Abstracts  Local Holdings  Test DOI  
 Open Access  Impact Statement

Publication Year: - -

[Additional Limits](#) [Edit Limits](#)

**10. You can now enter your next search term (Cannabis) into the search box and repeat steps 5 and 6. You will then have results for Cannabis added to the Search History.**

**Search History (4)**

#	Searches	Results	Type	Actions	Annotations
1	exp Schizophrenia/	95215	Advanced	<a href="#">Display Results</a> <a href="#">More</a>	
2	exp Marijuana/	3713	Advanced	<a href="#">Display Results</a> <a href="#">More</a>	
3	exp Marijuana Usage/	3229	Advanced	<a href="#">Display Results</a> <a href="#">More</a>	
4	exp Cannabis/	9829	Advanced	<a href="#">Display Results</a> <a href="#">More</a>	

Save Remove Combine with: AND OR

Save All Edit Create RSS Create Auto-Alert View Saved

Email All Search History Copy Search History Link Copy Search History Details

Basic Search | Find Citation | Search Tools | Search Fields | **Advanced Search** | Multi-Field Search

1 Resource selected | [Hide](#) | [Change](#)

APA PsycInfo 1806 to January Week 5 2022

Enter keyword or phrase (\* or \$ for truncation)

Keyword  Author  Title  Journal

Search

**Limits (close)**  Include Multimedia  Map Term to Subject Heading

Full Text  APA PsycArticles Journals  All Journals  
 Latest Update  Human  English Language  
 Abstracts  Local Holdings  Test DOI  
 Open Access  Impact Statement

Publication Year: - -

[Additional Limits](#) [Edit Limits](#)

You now have four search sets:

- ❖ Set one for the first concept of Schizophrenia,
- ❖ Sets two, three and four, for the second concept of Marijuana.

These search sets now need to be combined to obtain your final result.

**11. To combine your search sets, please refer to the Search History.**

#	Searches	Results	Type	Actions	Annotations
<input type="checkbox"/>	1 exp Schizophrenia/	95215	Advanced	Display Results More	
<input checked="" type="checkbox"/>	2 exp Marijuana/	3713	Advanced	Display Results More	
<input checked="" type="checkbox"/>	3 exp Marijuana Usage/	3229	Advanced	Display Results More	
<input checked="" type="checkbox"/>	4 exp Cannabis/	9829	Advanced	Display Results More	

Save Remove Combine with: AND OR

We will first work on the **marijuana** concept as there are three terms for this. Select the three sets by clicking the boxes in the first column on the left hand side. A tick will appear once selected.

Combine with: AND OR

At the bottom of the Search History, you will see:

**The OR operator is used when combining alternatives.**

So make sure you click on the  OR button.

This gives you a set of records that contain Marijuana or Marijuana Usage or Cannabis.

#	Searches	Results	Type	Actions	Annotations
<input type="checkbox"/>	2 exp Marijuana/	3713	Advanced	Display Results More	
<input type="checkbox"/>	3 exp Marijuana Usage/	3229	Advanced	Display Results More	
<input type="checkbox"/>	4 exp Cannabis/	9829	Advanced	Display Results More	
<input checked="" type="checkbox"/>	5 2 or 3 or 4	12192	Advanced	Display Results More	

Save Remove Combine with: AND OR

Note: The search history defaults to display only 4 sets. To see all the sets in the search history, click on the link to Expand.

**12. We can now combine the two concepts together.**

Select the relevant sets by ticking the boxes in the left hand column

#	Searches	Results	Type	Actions	Annotations
<input checked="" type="checkbox"/>	1 exp Schizophrenia/	95215	Advanced	Display Results More	
<input type="checkbox"/>	2 exp Marijuana/	3713	Advanced	Display Results More	
<input type="checkbox"/>	3 exp Marijuana Usage/	3229	Advanced	Display Results More	
<input type="checkbox"/>	4 exp Cannabis/	9829	Advanced	Display Results More	
<input checked="" type="checkbox"/>	5 2 or 3 or 4	12192	Advanced	Display Results More	

Save Remove Combine with: AND OR

Combine with: AND OR

At the bottom of the Search History, you will see:

**The AND operator is used when putting concepts together.**

Click on the  AND button.

#	Searches	Results	Type	Actions	Annotations
1	exp Schizophrenia/	95215	Advanced	Display Results More	Contract
2	exp Marijuana/	3713	Advanced	Display Results More	
3	exp Marijuana Usage/	3229	Advanced	Display Results More	
4	exp Cannabis/	9829	Advanced	Display Results More	
5	2 or 3 or 4	12192	Advanced	Display Results More	
6	1 and 5	559	Advanced	Display Results More	

This gives you a set of records that will contain both concepts.

That is, set 6 now has results which will include Schizophrenia and (Marijuana or Marijuana Usage or Cannabis).

### 13. You can limit the last set in the search history by using the Limits below the search box.

For example, in the following screen we have ticked English Language (1) and selected the years 2015 to current in the publication year boxes (2). After making your selections click on the search button (3) and the limits will be applied to the last set in the search history. In the example below, the limits will be applied to set 6.

Search History (6)

#	Searches	Results	Type	Actions	Annotations
1	exp Schizophrenia/	95215	Advanced	Display Results More	Contract
2	exp Marijuana/	3713	Advanced	Display Results More	
3	exp Marijuana Usage/	3229	Advanced	Display Results More	
4	exp Cannabis/	9829	Advanced	Display Results More	
5	2 or 3 or 4	12192	Advanced	Display Results More	
6	1 and 5	559	Advanced	Display Results More	

Save Remove Combine with: AND OR

Save All Edit Create RSS Create Auto-Alert View Saved Email All Search History Copy Search History Link Copy Search History Details

Basic Search | Find Citation | Search Tools | Search Fields | **Advanced Search** | Multi-Field Search

1 Resource selected | Hide | Change

APA PsycInfo 1906 to January Week 5 2022

Enter keyword or phrase (\* or \$ for truncation)

Keyword Author Title Journal

Search

Limits (close) Include Multimedia Map Term to Subject Heading

Full Text  
 Latest Update  
 Abstracts  
 Open Access

APA PsycArticles Journals  
 Human  
 Local Holdings  
 Impact Statement

All Journals  
 English Language  
 Test DOI

Publication Year 2015 Current

Additional Limits Edit Limits

### 14. Click on the [Display Results](#) link next to the results you wish to view.

The first lot of results is **displayed**. The results are in citation format, and any links to full-text, complete reference or abstract are displayed on the right hand side of the screen.

Options

Print Email Export + My Projects Keep Selected To search Open Access content on Ovid, go to Basic Search

Search Information

You searched:  
limit 6 to (english language and yr=2015-Current)

Search terms used:  
cannabis  
marijuana  
usage  
schizophrenia

Search Returned:  
166 text results

Sort By:

Filter By

Add to Search History  
Selected Only (2)

Years

All Years  
Current year  
Past 3 years  
Past 5 years  
Specific Year Range

Subject  
Author  
Journal  
Book  
Publication Type

My Projects

+ New Project

No projects available.

1. **Preadult polytoxicomania-Strong environmental underpinnings and first genetic hints. [References].**  
Steinler-Kumar, Agnes A, Daguano Gastaldi, Vinicius, Seidel, Jan, Rosenberger, Albert, Begemann, Martin, Ehrenreich, Hannelore.  
*Molecular Psychiatry*. Vol.26(7), 2021, pp. 3211-3222.  
[Journal; Peer Reviewed Journal]  
Year of Publication  
2021  
Publication Month/Season  
Jul  
Abstract Cite + My Projects + Annotate

2. **Adolescent cannabis use and adult psychoticism: A longitudinal co-twin control analysis using data from two cohorts. [References].**  
Schaefer, Jonathan D, Jang, Seon-Kyeong, Vrieze, Scott, Iacono, William G, McGue, Matt, Wilson, Syla.  
*Journal of Abnormal Psychology*. Vol.130(7), 2021, pp. 691-701.  
[Journal; Peer Reviewed Journal]  
Year of Publication  
2021  
Publication Month/Season  
Oct  
Abstract Cite + My Projects + Annotate

3. **Cannabis use and hippocampal subfield volumes in males with a first episode of a schizophrenia spectrum disorder and healthy controls. [References].**  
Scheffler, F, Du Plessis, S, Amaal, L, Killian, S, Phahladira, L, Luckhoff, H, K, Emsley, R.  
*Schizophrenia Research*. Vol.231 2021, pp. 13-21.  
[Journal; Peer Reviewed Journal]  
Year of Publication  
2021  
Publication Month/Season  
May  
Abstract Cite + My Projects + Annotate

Abstract Reference Complete Reference  
Find Similar Find Citing Articles

Full Text

**Note:** the Complete Reference is not the full-text - it is a link to all the fields contained in the record for that reference. These fields include the citation, as well as a list of all the **subject headings** that have been applied to that citation. This can be a useful feature when searching for alternative terms for a concept.

**Hint:** To display the abstracts on your results page, click on this button (just above your first citation)

All Range Clear 10 Per Page 1 Go

**15.** To select a citation for printing, saving etc., tick the box next to it.

At the bottom of the page, use the **Next >** and **< Previous** links to go forwards and backwards through the results list.

**16.** When you've finished selecting your citations, click on the **Keep Selected** link. This allows you to make a new set in the search history of the results that you selected.

#	Searches	Results	Type	Actions	Annotations
1	exp Schizophrenia/	95215	Advanced	Display Results More	Contract
2	exp Marijuana/	3713	Advanced	Display Results More	
3	exp Marijuana Usage/	3229	Advanced	Display Results More	
4	exp Cannabis/	9829	Advanced	Display Results More	
5	2 or 3 or 4	12192	Advanced	Display Results More	
6	1 and 5	559	Advanced	Display Results More	
7	limit 6 to (english language and yr=2015-Current)	166	Advanced	Display Results More	
8	from 7 keep 2-3, 6, 9, 11-12, 19	7	Advanced	Display Results More	

Save Remove Combine with: AND OR

Save All Edit Create RSS Create Auto-Alert View Saved

Email All Search History Copy Search History Link Copy Search History Details



## 17. Output Choices



Output choices, **Print**, **Email**, **Export**, or **+ My Projects (Add to My Projects)** are at the top and bottom of each results page. Choose from the following:

### Print:

- **Select Fields to Display:** Choose from preset options or create a custom list
- **Select Citation Style:** Choose from **Ovid Labeled Citation** or choose another style (APA, MLA, Chicago, etc.)
- **Include:** Tick **Search History** to include the search history.

### Email:

**To:** type in address.

Add **Subject** title and Message (if required)

**Consider also:** Select Fields to Display, Select Citation Style, and Include Search History as mentioned above

### Export:

- Use **Microsoft® Word** format for word processing
- Use **Citavi/EndNote®/ProCite®/Reference Manager®** for local reference management
- Use **Reprint/Medlars** for importing .txt files into EndNote

### My Projects:

**My Projects** is a research organization area containing projects and folders where you may store searches, text, results, citations, full text, graphics and many other items. **My Projects** also offers the output options (**Print, Email or Export**) and the option to **Remove** (delete) saved items if required.

To use My Projects, you will need to set up an account (see next section on Personal Account).

Select items using the checkboxes and choose the **+ My Projects** link at the top and bottom of each page and follow any prompts. You will need to create a project or select an existing project or folder.

Or click the **My Projects** link next to each individual result or item.



## 18. Personal Account

A Personal Account provides access to **My Workspace** that contains **My Projects, My Searches & Alerts** and **My eTocs**. Your account also stores your annotations and any interface settings. If you wish to add to, or access any of these areas, you must login with your Personal Account ID and password.

Ovid displays a My Account link on the session

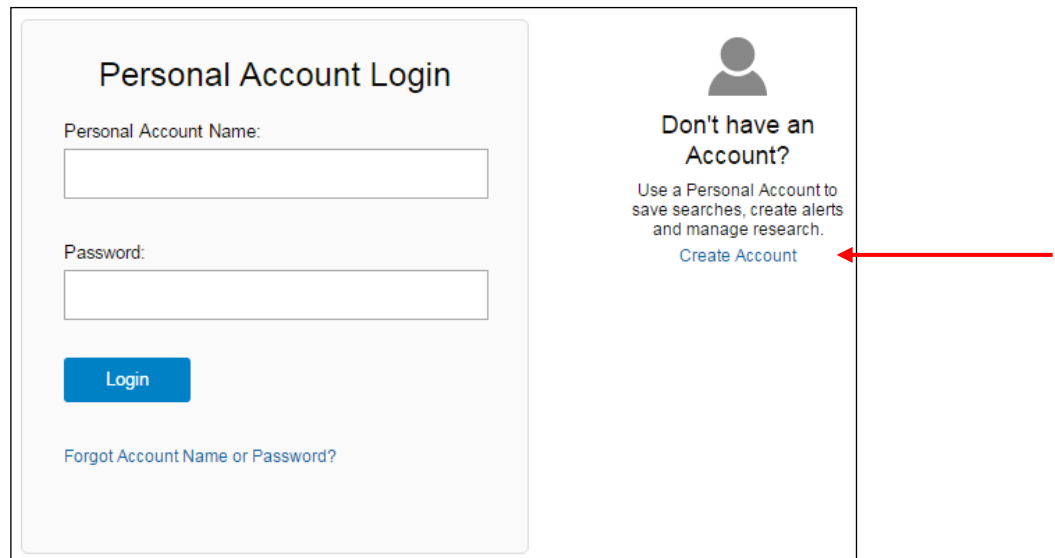


You will need to login to your personal account to access selected functions. Functions which require a personal account are:

- Saved Searches and Alerts
- My Projects
- Annotate items
- Retention of customized displays and settings

Click on the [My Account](#) link to login.

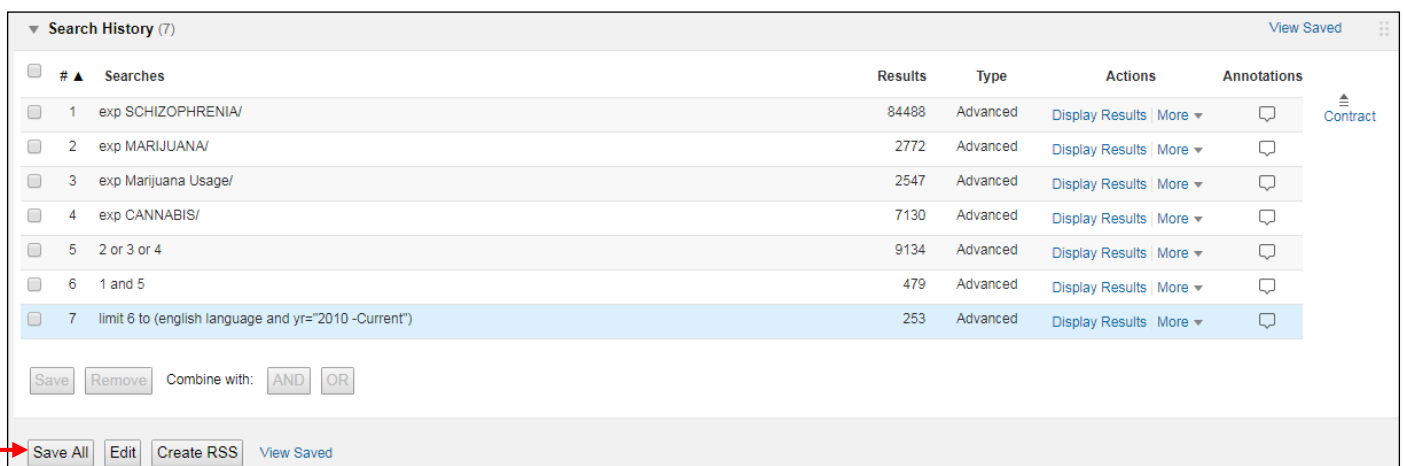
If you haven't created an account yet, you can create one using the "Create Account" link.



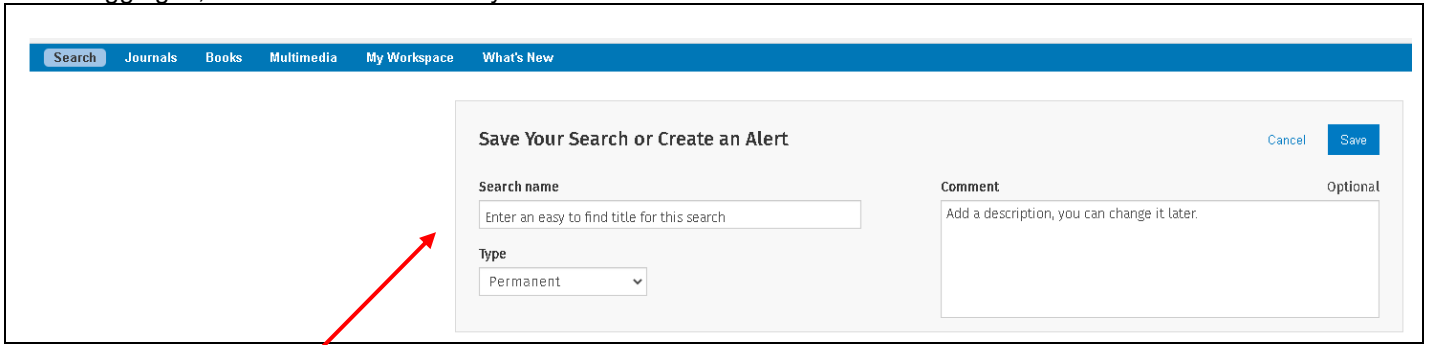
## 19. Saved Searches and Alerts

As you develop search strategies, you may want to save them for later use. Ovid lets you store search sets created during any search session, log off and return at a later time without having to retype each search set manually.

Save your searches by clicking the [Save All](#) button at the bottom of the *Search History* window.



After logging in, fill in the boxes to save your search:



1. Type a search name in the text box. (search name must not exceed 80 characters)
2. Type comments in the text box. (This is OPTIONAL)
3. The default search type is Permanent.
4. Click the *Save* button.

The different types of saved searches are:

- ◆ **Permanent** - Saves the search for as long as your site maintains a valid subscription. Use this option to save and rerun at another time.
- ◆ **Temporary** - Saves the search for a period of twenty-four hours, then deletes it
- ◆ **AutoAlert** - Creates a search that runs automatically on a regular basis and emails results to designated recipients.

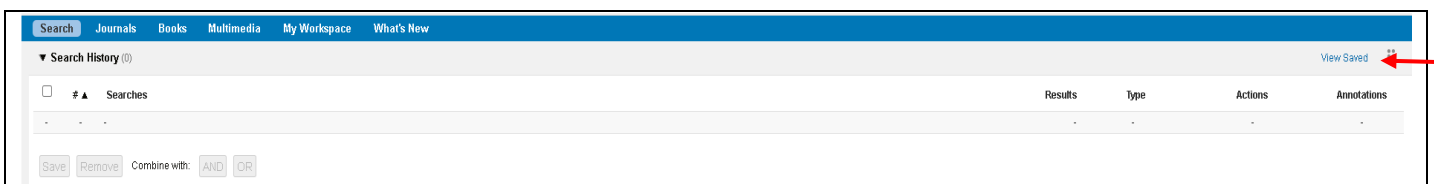
Ovid displays a confirmation message at the top of the Search page once you have saved your search. For example:



## 20. Accessing Saved Searches

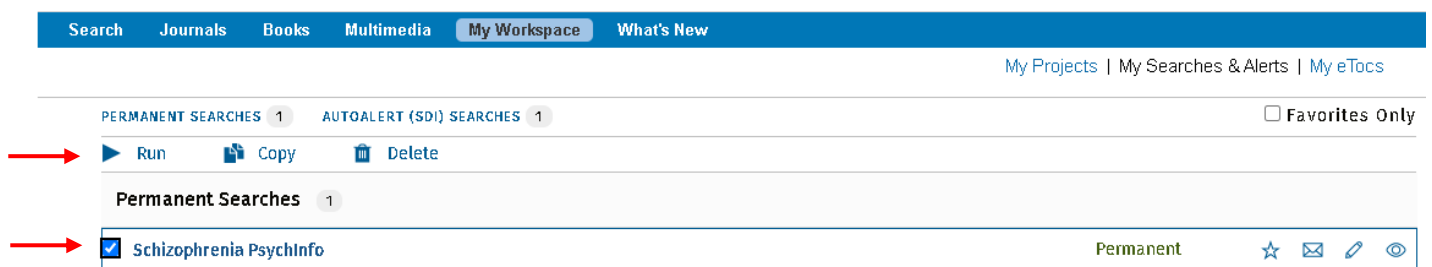
You may view and access your Saved Searches and alerts by clicking on [View Saved](#).

Alternatively you can click on [My Workspace](#). You may need to log in again if you have previously logged off.



When you select either of these options, the system will display all your saved searches organized by search type.

To access your saved search, tick the box next to it and then click on the [Run](#) button.



## 21. Keyword (Textword) Searching

If your subject heading search does not map to a suitable term, try searching with keywords (also known as textwords). Textword searching lets you search for the exact word or phrase in a chosen field such as title or abstract. It is useful in finding information about a concept that:

- has no appropriate subject heading
- might be very new to the literature
- has a very specific name, such as the GUSTO Trials

**Note:** Textword searching also allows you to find the most recently added citations which haven't been indexed yet with subject headings.

### ❖ Textword field searching

The textword command **.mp.** tells Ovid that you are looking for a textword and therefore bypasses the subject mapping system. The **.mp.** command will look for the word in the title, abstract, and as a subject heading word.

### ❖ Truncation & Wildcards

Textwords can be truncated to pick up various forms of a word. Truncation is useful if the textword or phrase can be expressed in a variety of ways. Use the asterisk \* to indicate where the word should be truncated, followed by the **.mp.** command, to indicate that you want to search a textword, not a subject heading.

Wildcards can be used to find word/spelling variations.

- Use \* at the end of a word or part of a word to retrieve unlimited suffix variations  
eg. disease\* for diseases or diseased.
- Use # inside or at the end of a word to replace exactly one character eg. wom#n.
- Use ? inside or at the end of a word to replace zero or one character eg. robot? or flavo?r.

### Truncation example:

The following screen shows a textword search for **hypno\*.mp.**

This will retrieve words such as hypnosis, hypnotic, hypnotism, hypnotise etc.



The screenshot shows a search interface with the following elements:

- Navigation links: Basic Search | Find Citation | Search Tools | Search Fields | **Advanced Search** | Multi-Field Search
- Status: 1 Resource selected | Hide | Change
- Database: APA PsycInfo 1806 to January Week 5 2022
- Search field: Enter keyword or phrase (\* or \$ for truncation). The field contains **hypno\*.mp.**
- Search options:  Keyword,  Author,  Title,  Journal
- Buttons: Search
- Additional options:  Include Multimedia,  Map Term to Subject Heading
- Footer: Limits (close)

### ❖ Title Field

If the textword field option is too broad, that is, too many results are retrieved; you can choose to search for a word in the title field. To perform a Title field search, select the radio button next to Title. Remember to use truncation for word variations.

### For example:

The following screen shows a title field search for the truncated word **exercis\***. This will retrieve words such as exercise, exercised, exercises, exercising etc. in the title.

Basic Search | Find Citation | Search Tools | Search Fields | **Advanced Search** | Multi-Field Search

1 Resource selected | [Hide](#) | [Change](#)

APA PsycInfo 1806 to January Week 5 2022

Enter title word or phrase to search.  Keyword  Author  **Title**  Journal

▼ Limits (close)  Include Multimedia  Map Term to Subject Heading

### ❖ Multi-Field Search

To access the **Multi-Field Search** area, click on the tab located next to Advanced Search.



Basic Search | Find Citation | Search Tools | Search Fields | **Advanced Search** | **Multi-Field Search**

1 Resource selected | [Hide](#) | [Change](#)

APA PsycInfo 1806 to February Week 1 2022

You can use **Multi-Field Search** to search multiple terms in specific fields, and combine your terms using your choice of **AND** or **OR** Boolean operators.

Basic Search | Find Citation | Search Tools | Search Fields | **Advanced Search** | **Multi-Field Search**

1 Resource selected | [Hide](#) | [Change](#)

APA PsycInfo 1806 to January Week 5 2022

<input type="text" value="autism or autistic"/>	<input type="text" value="Title"/>
AND <input type="text" value="hypno* or exercis*"/>	Abstract
AND <input type="text"/>	All Fields

+ Add New Row

► Limits (expand)

Enter a word or phrase in the search box. Select a field to search from the adjacent pull down menu. Search a single term in a specific field, or enter a second or third term to be searched in specific fields in the search boxes provided. Remember to use truncation or wildcard symbols where appropriate.

**Please ask a Librarian for any assistance with database searching.**

## 22. Accessing the full text of your citations.

For those citations that do not have a full text link available, you will have to check the library's holdings. There is a listing for the online journals on the library webpage: <http://www.alfredlibrary.org>

For articles that are not held by The Ian Potter Library, a document delivery service may be available. Please check with the library to see what document delivery services are available to you.

For further information please contact the library on 90763042 or [library@alfred.org.au](mailto:library@alfred.org.au)